

# Inland Empire Palliative Care Coalition

*www.iepcc.org*

MEMBERSHIP DUES STATEMENT  
(Membership Year is January 1- December 31)

- Individual Membership \$100.00
- Corporate Membership \$250.00

*The IEPCC is a non-profit organization with funding provided through membership dues, grants and donations. Funds are used to provide quality conferences and educational programs on Palliative Care. Members are entitled to discounted registration fees for the Spring Palliative Care Conference.*

Name: \_\_\_\_\_

Organization: \_\_\_\_\_

Address: \_\_\_\_\_  
\_\_\_\_\_

Telephone: \_\_\_\_\_

Fax : \_\_\_\_\_

e-mail: \_\_\_\_\_

I have enclosed a check in the amount  
of \$ \_\_\_\_\_ (Make check payable to IEPCC)

Please charge my [  ] Visa [  ] Mastercard  
Card Number \_\_\_\_\_

Expiration Date \_\_\_\_\_

Credit Card Billing Zip Code: \_\_\_\_\_

Signature: \_\_\_\_\_

*Please mail to:*

IEPCC


PO Box 2425, Riverside CA 92516

The Inland Empire Palliative Care Coalition is a project of the Riverside County Physicians Memorial Foundation, a 501(c) 3 organization of the Riverside County Medical Association. Dues are tax deductible.

**Inland Empire Palliative Care Coalition**


PO Box 2425

Riverside CA 92516



**Inland Empire  
Palliative Care  
Coalition**

*A Different Kind of Care  
When Cure Is Not An Option*



**Inland Empire  
Palliative Care Coalition**  
(951) 686-3342

## What is Palliative Care?

Palliative Care is a service for patients with serious or life threatening illnesses aimed at relief of symptoms and improvement in the quality of life throughout the course of their illness or condition. Conditions appropriate for the service may include but are not limited to cancer, heart and lung disease.

## How is Palliative Care Different from Hospice?

Palliative care is a movement that has grown quietly, but steadily, over the past several years. It is often referred to without being fully understood. Unfortunately, it tends to be equated with hospice or “end of life” care.

While palliative care is often closely allied with both of these, it is actually a broader concept.

It is certainly appropriate for patients with a terminal illness, but since palliative care focuses on symptom relief, improved function, and general quality of life, it serves individuals and their families who have chronic and/or long-term diseases as well.


Palliative Medicine includes medical concerns such as pain management, but also recognizes the need for psychosocial, spiritual, and other services.

## ***JOIN US AT OUR NEXT MEETING!***

- Learn more about the IEPCC's current efforts in the field of palliative care
- Find out more on how to become a member, and the benefits of becoming a member, of the IEPCC
- Discover how you or your organization can assist in educating health care providers and the community about palliative care

The IEPCC meets on the third  
Wednesday of each month  
6:00 pm - 8:00 pm

Call Riverside County Medical  
Association at (951) 686-3342,  
Ext. 306, for more information.



## The Inland Empire Palliative Care Coalition (IEPCC) Strives to:

- Educate the health care community about the unique nature of palliative care
- Promote collaboration among providers
- Expand palliative care programs
- Create awareness in the general community on the availability of these programs
- Advocate for patients to express their wishes through the continuum of care via POLST



## How Do I Become a Member?

Membership is open to any individual or organization for which palliative care is an especially relevant issue. Please fill out and mail the membership application to become a member of the IEPCC. For questions regarding membership, please contact the Riverside County Medical Association at (951) 686-3342 or by e-mail at [tmurphy@rcmadocs.org](mailto:tmurphy@rcmadocs.org). We encourage you to participate in our next meeting to learn more about becoming a member!